



BPU Program Updates: Progress to Goals (PTG) Report as of June 2023 – FY23

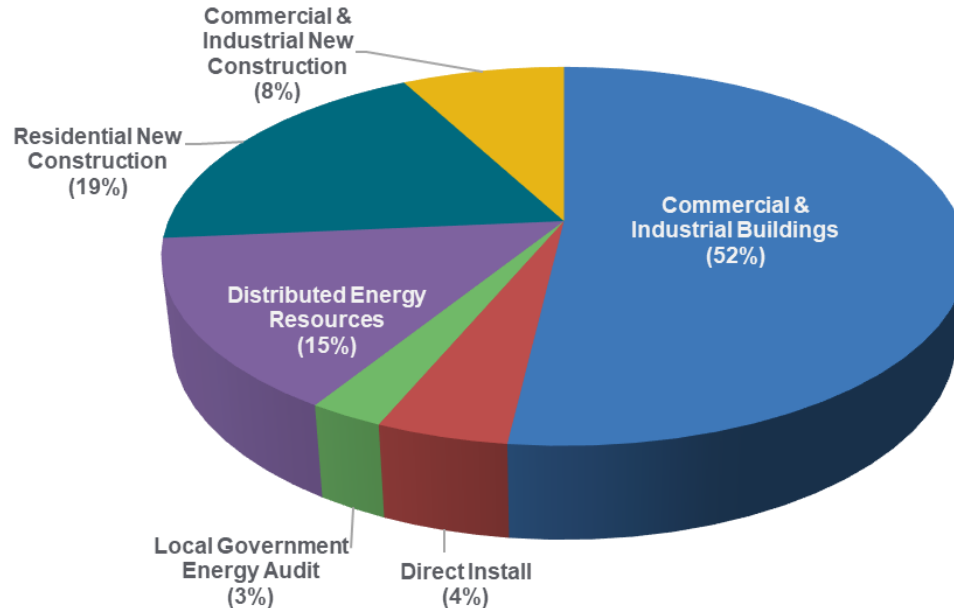


Note: The results presented here are preliminary and are subject to change.

Budget Break-down by Program

FY23 TRC Managed Programs

Incentive Budget: \$149,857,821



Energy Efficiency Programs FY23

NJCEP/TRC Managed - Closed/Closing Out

- Residential Products & HVAC
- Residential Existing Homes
- C&I Buildings (existing buildings)
- SmartStart Retrofit
- Pay for Performance Existing Buildings
- Direct Install
- School & Small Business Stimulus Program (federally funded)

NJCEP/TRC Managed - Open

- New Construction
Was: Residential New Construction, SmartStart New Construction, Pay for Performance New Construction, Customer Tailored Energy Efficiency Pilot New Construction
- Large Energy Users
- Local Government Energy Audit
- Distributed Energy Resources

BPU/Utility Managed

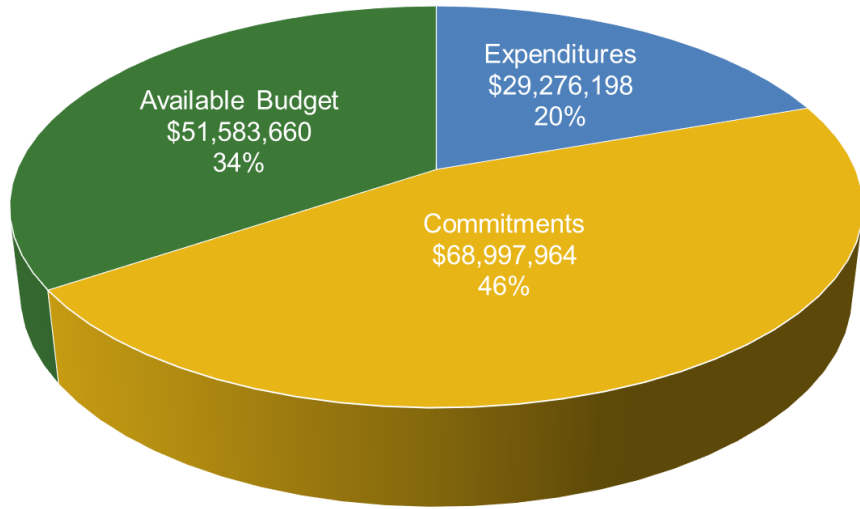
- Comfort Partners



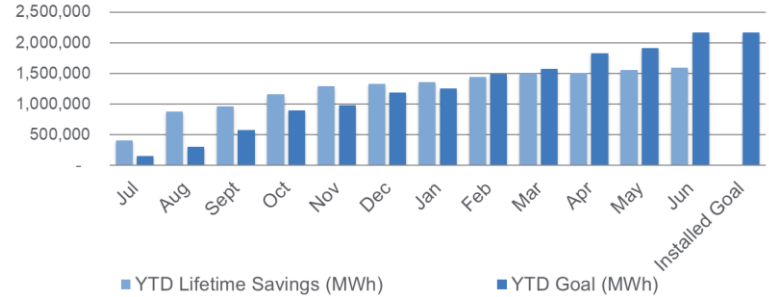
Progress Towards Goals – TRC Managed Programs

FY23 TRC Managed Programs

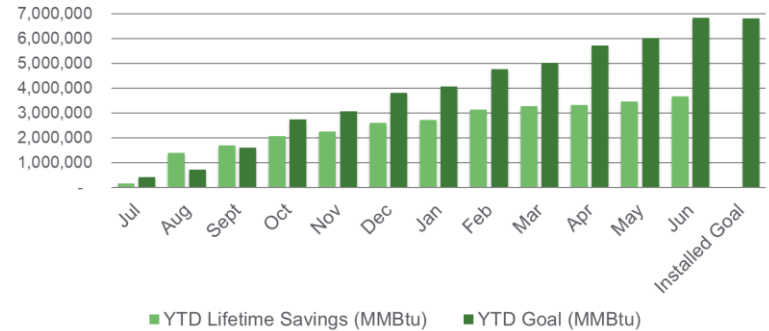
Incentive Budget: \$149,857,821



FY23 Overall Progress Towards TRC Managed Program Goals
YTD Lifetime Electric Savings (MWh)

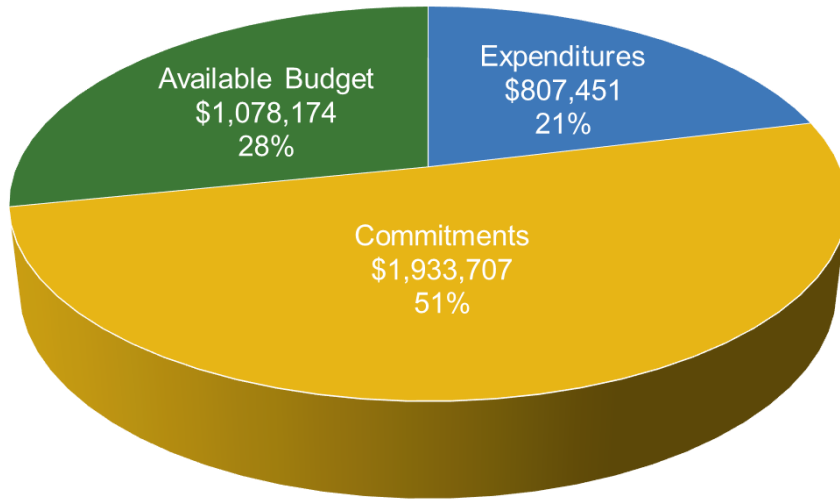


FY23 Overall Progress Towards TRC Managed Program Goals
YTD Lifetime Gas Savings (MMBtu)



Local Government Energy Audit (LGEA)

FY23 Incentive Budget: \$3,819,333



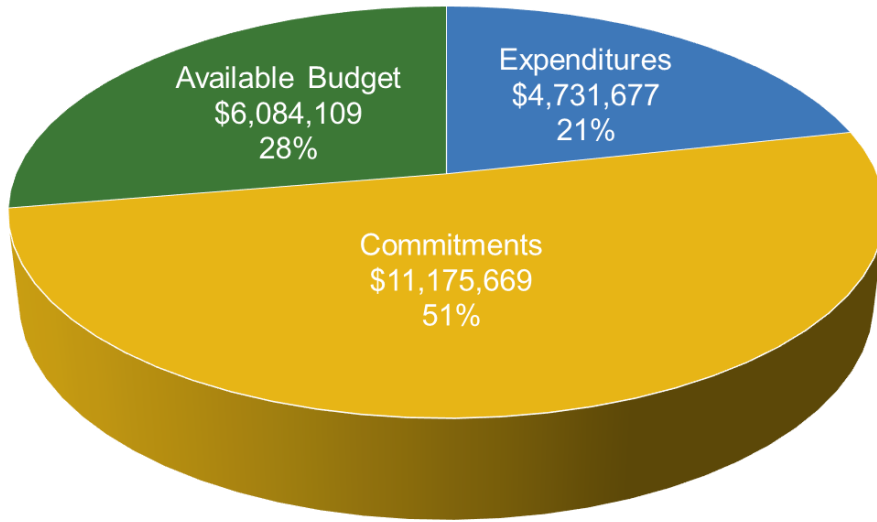
Program Highlights for June and FY23 YTD

- Received: 152 applications this month (1,192 YTD)
- Approved: 70 applications this month (477 YTD for a total of 15,174,969 square feet)
- Audited approximately 576,175 square feet (approximately 11,481,859 square feet YTD)
- Held 4 Exit Meeting for 25 sites (including additional scopes) (held 35 Exit Meetings YTD for 226 sites YTD)
- (delivered Draft Reports on 214 sites YTD (37 entities YTD))
- Delivered Final Audit reports on 11 sites (3 entities) (delivered final audit reports on 289 sites YTD (38 entities YTD))

Distributed Energy Resources

CHP and Fuel Cells

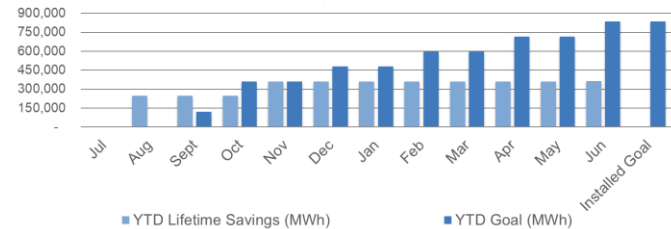
FY23 Incentive Budget: \$21,991,455



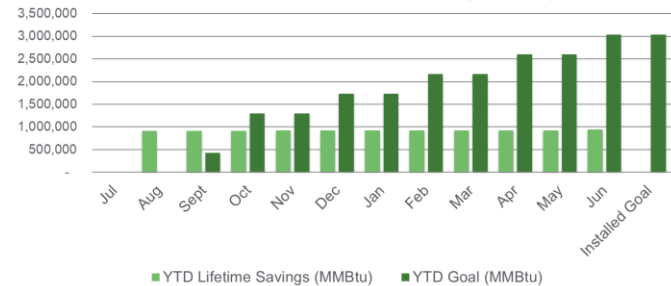
Program Highlights

- Received: 4 applications this month 10 YTD
- Approved: 1 applications this month 3 YTD
- Completed: 1 installations this month 9 YTD

FY23 DER YTD Installed Lifetime Electric Savings & Generation (MWh)



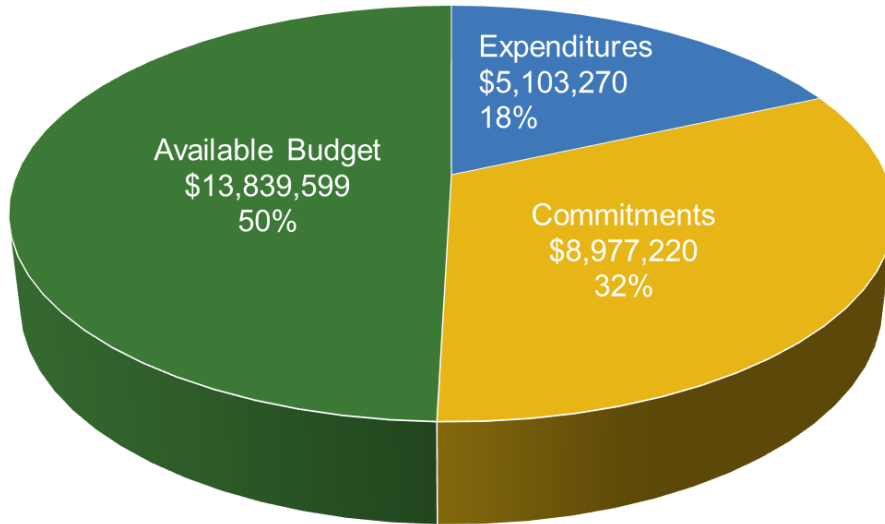
FY23 DER YTD Installed Lifetime Gas Savings (MMBtu)



New Construction Programs

Residential New Construction

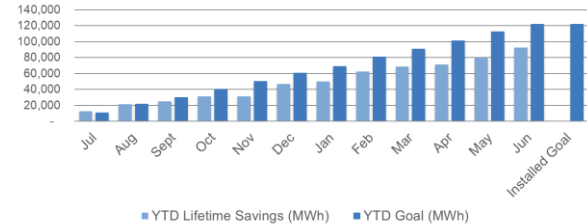
FY23 Incentive Budget: \$27,920,089



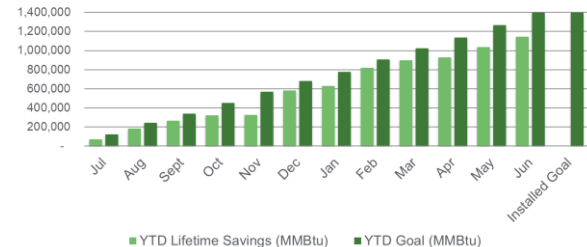
Program Highlights

- Site Registrations Received/Enrolled: 820
- Site Registrations Approved: 806
- Incentive Applications Received: 380
- Incentive Applications Approved: 389
- Projects Cancelled: 10

FY23 RNC YTD Installed Lifetime Electric Savings (MWh)

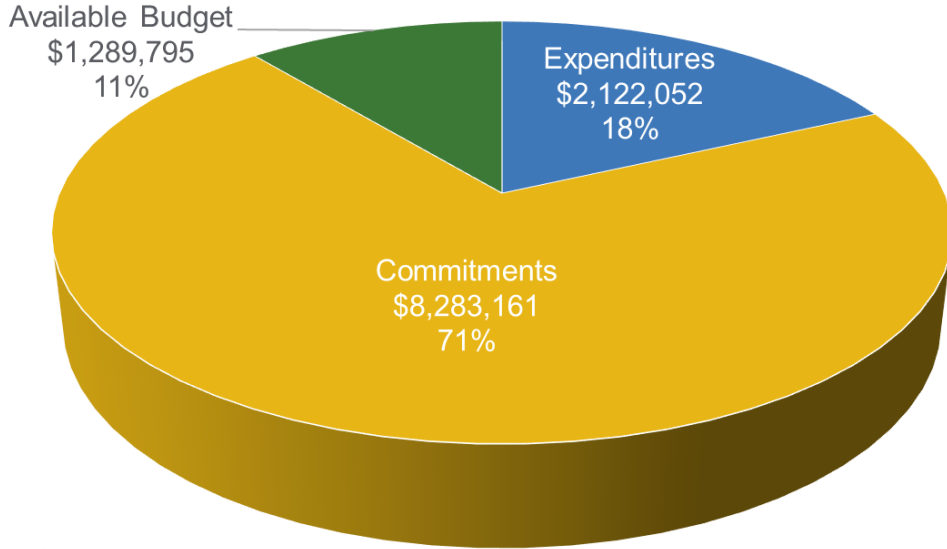


FY23 RNC Installed Lifetime Gas Savings (MMBtu)



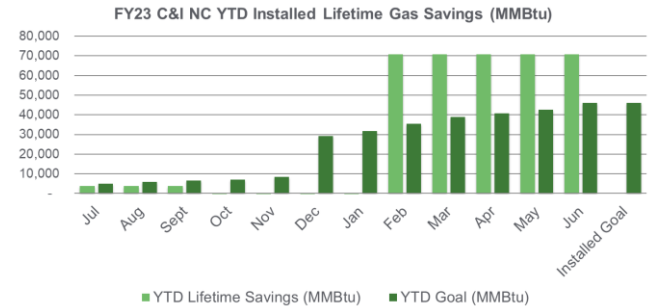
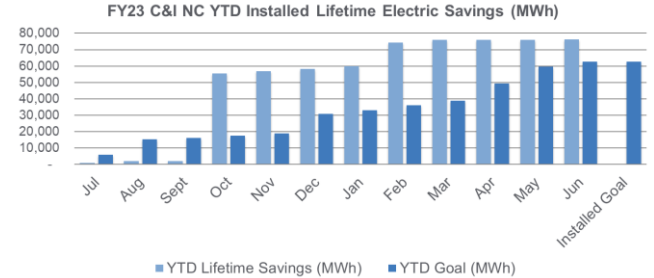
New Construction Programs (cont.)

C&I New Construction: P4P NC & C&I NC FY23 Incentive Budget: \$11,695,007



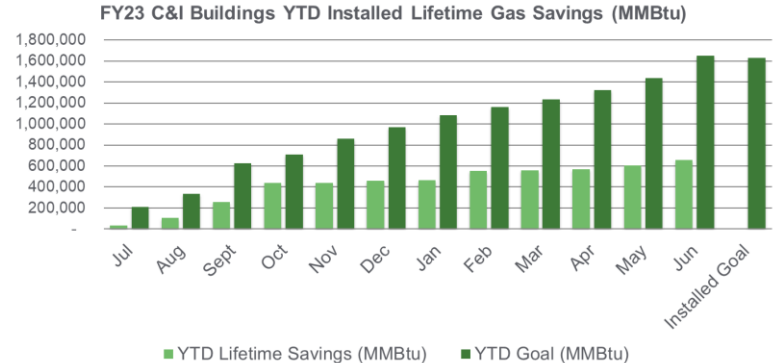
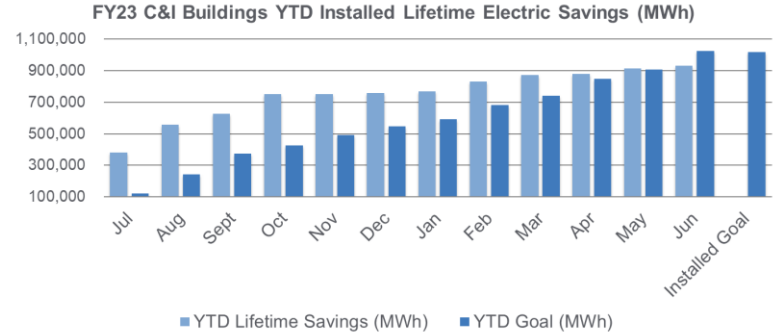
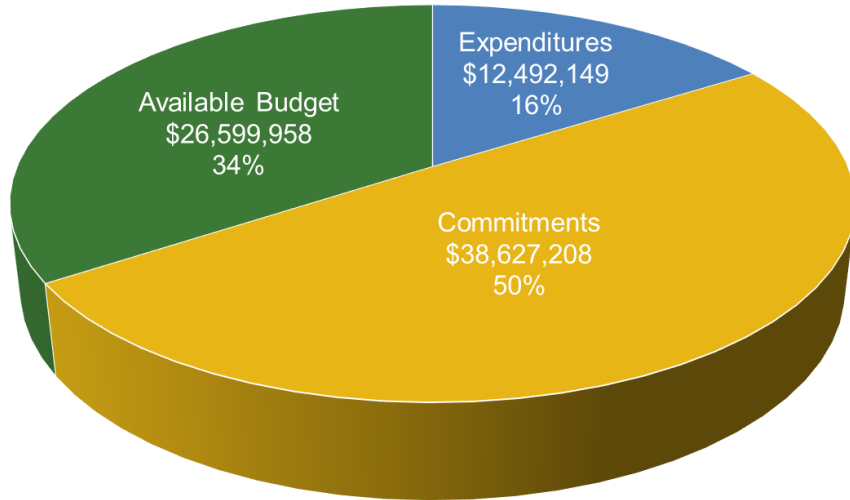
Program Highlights

- Received: 25 enrollments this month 80 YTD
- Approved: 1 projects this month 57 YTD
- Paid: 2 application this month 37 YTD



Commercial & Industrial Buildings Programs

C&I Buildings: Retrofit, CTEEP, P4P EB, LEUP FY23 Incentive Budget: \$77,719,315



C&I Buildings – Program Highlights

Large Energy User Program

- Received: 2 application this month 10 YTD
- Approved: 1 Final Energy Efficiency Plan this month 8 YTD
- Paid: 1 applications this month 10 YTD

Retrofit *(Close-Out Program: transitioning to Utilities)*

- Received: 0 applications this month 1 YTD
- Approved: 0 applications this month 8 YTD
- Paid: 0 applications this month 147 YTD

Pay for Performance Existing Buildings *(Close-Out Program: transitioning to Utilities)*

- Received: 0 applications this month 0 YTD
- Approved: 5 Energy Reduction Plans 44 YTD
- Completed: 1 projects this month 13 YTD

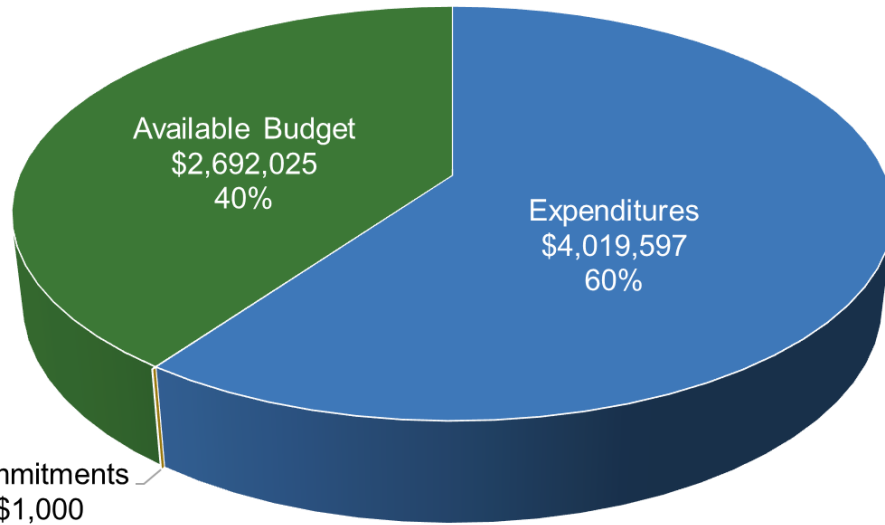
Customer Tailored Energy Efficiency Pilot *(Close-Out Program: transitioning to Utilities)*

- Received: 0 new enrollments this month 0 YTD
- Approved: 0 applications this month 5 YTD
- Paid: 7 applications this month 83 YTD
- Held: 0 scoping session meetings with customers this month 0 YTD



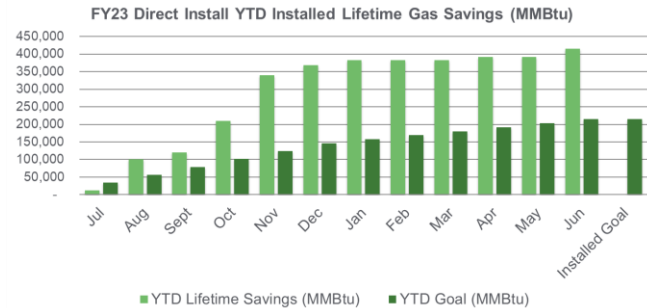
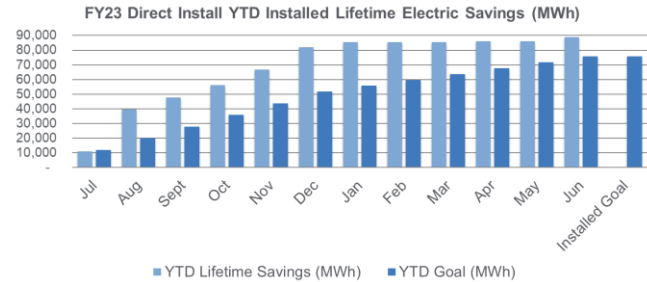
Direct Install *(Close-out Program: transitioning to Utilities)*

FY23 Incentive Budget: \$6,712,622



Program Highlights

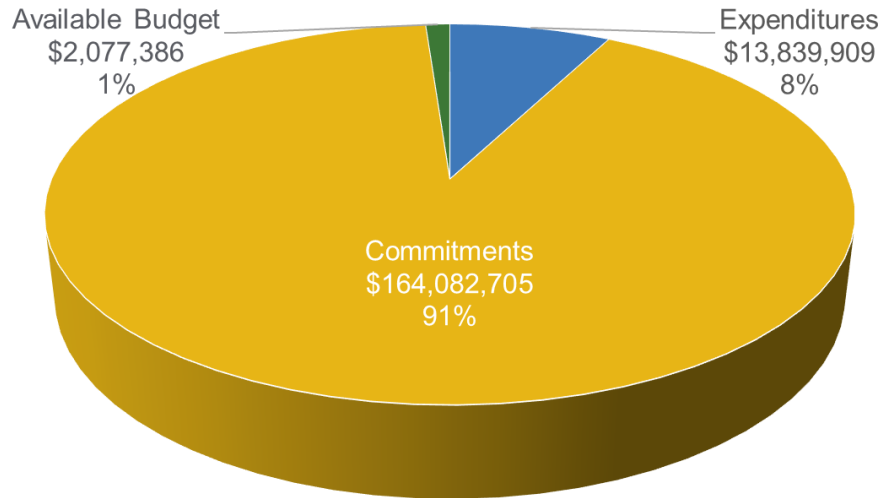
- Received: 0 enrollments this month 0 YTD
- Approved: 0 applications this month 0 YTD
- Paid: 2 applications this month 84 YTD



School & Small Business Stimulus Program

(Close-out Program: Closed)

FY23 Incentive Budget: \$180,000,000



Program Highlights

- Received: 0 applications this month 147 YTD
(no longer accepting initial applications)
- Approved: 0 applications this month 197 YTD
(all funding is committed)
- Completed: 48 installations this month 104 YTD

Notes:

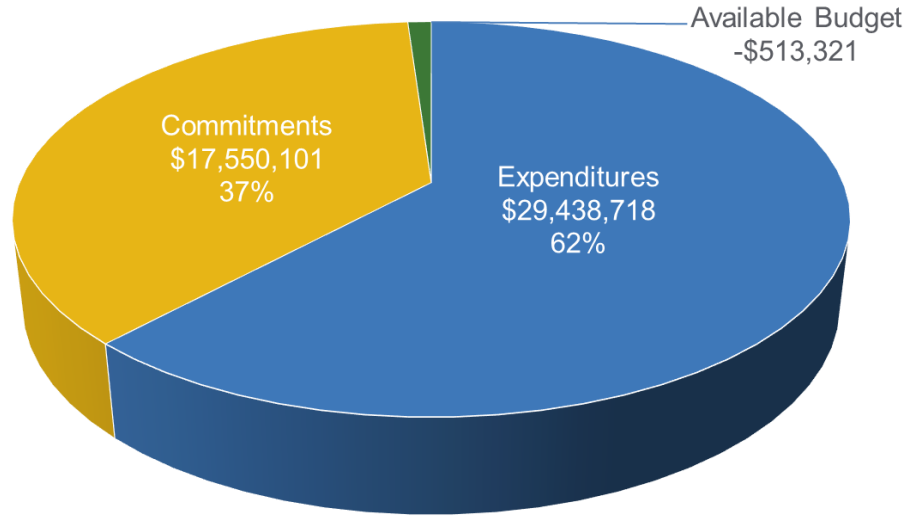
This program is a multi-year continuing grant and not based on a fiscal year.

This program is closed to new applications as of March 27, 2023.

Comfort Partners

BPU/Utility Managed

FY23 Incentive Budget: \$46,475,498



Note: the expenses shown in the table above are preliminary and subject to change.

Program Highlights

- Completed: 402 projects this month 3,969 YTD

